

A shed load of quality every time

steelinesheds.com.au



Colorbond® Zinalume® Truecore® Galvaspan®



30 years creating quality sheds, carports and garages

For over 30 years, Steeline has been building Australia in steel, leveraging expert local knowledge and using quality COLORBOND®, ZINCALUME®, GALVSPAN® and TRUECORE® steel.

Every one of our locally owned Steeline Centres will go above and beyond to ensure your new shed meets your needs and surpasses expectations.

Expert local knowledge, and a commitment to quality & the community

Every Steeline Centre is owned and operated by a local, who knows the local area and knows what's required to create the best shed for your needs.

Being local, your Steeline Centre, knows the value of producing great sheds that last and last, which is why Steeline never cut corners and only use the best quality materials.

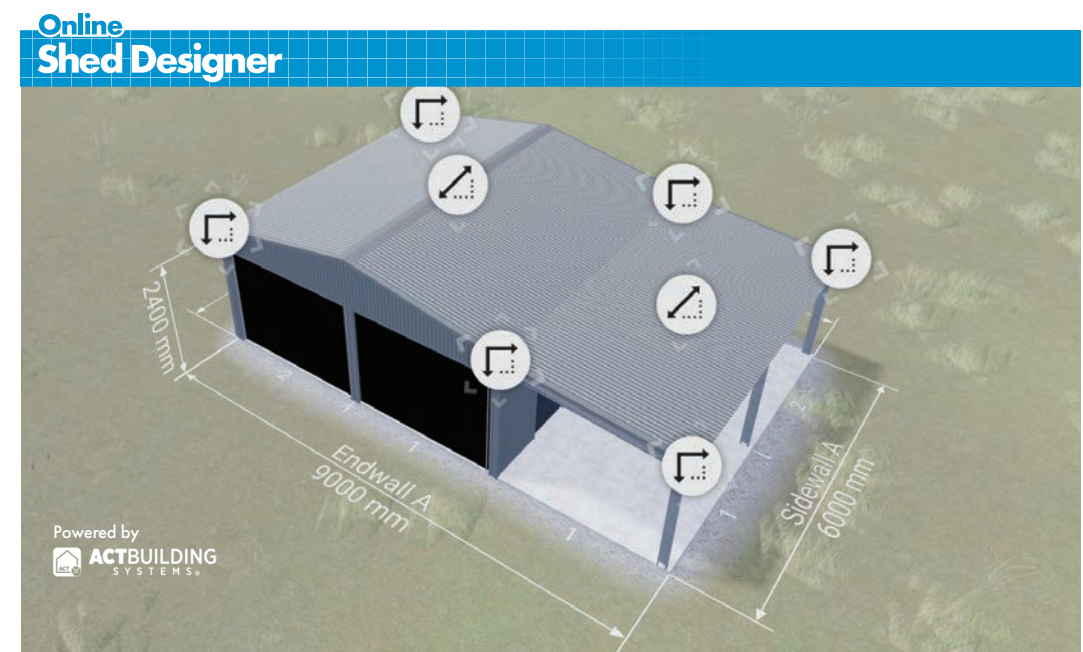


Create a shed that's unique to your needs

Steeline's Online Shed Builder lets you create the perfect shed for you. That means you're not constrained by anything and you have the freedom and ability to design and erect the shed, garage or carport you've always wanted.

Windows, doors and more

Designing your own Steeline Shed, means you can add doors and windows of all sizes. Just select what you want, edit the size, then move things around until you are completely happy with a layout and flow you want in your space.



Design your shed any way you want



Three easy steps to your custom shed

1 Design your structure

At steelsheds.com.au, follow the prompts to choose the style, size, and custom options of your 3D shed, garage or carports.

2 Send your design

Once you have completed your design, fill out the contact form and submit your detailed plan to your local Steeline centre.

3 Get your estimate

A local Steeline shed expert will contact you shortly with a quote and guide you through next steps.

**Online
Shed Designer**

steelsheds.com.au

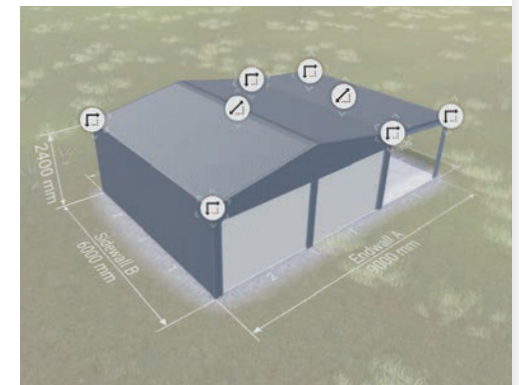


Design your shed
for free online



Set the size

Make any size you want by changing the length, height, and roof pitch. Then use the View Mode to inspect your design.




Add openings

Put in your roller doors, windows, and doors to the layout and the size you require to suit the usage you want from the shed.



Choose your colour

Select from the COLORBOND® range and change the colours of the roof, walls, trims, roller doors and more.



Colorbond®

Bring your design to life

Once you have created your shed online, send your plans via the Online Shed Designer to your local Steeline Centre. One of our local shed experts will be in touch with a quote and take you through next steps to ensure you create the perfect shed for your needs.





Show your true colours

The perfect colours for your shed

When it comes to constructing a new shed or garage, not only do you want to ensure it is going to be strong and durable, but you also want to ensure it is complementary to your home and surrounding environment.

Steeline gives you the complete range of COLORBOND® colours to choose from. Our extensive range gives you the freedom to create the shed you want, while perfectly matching with COLORBOND® gutters, fascia and downpipes.

Additionally, COLORBOND® comes in thermally efficient shades, which can assist in keeping you cooler in summer months, while minimising energy costs.

There's nothing tougher

Create a strong and durable shed

The strength of a Steeline Shed comes from frames made with BlueScope's TRUECORE® and GALVSPAN® steel, then covered in sheets of COLORBOND® or ZINCALUME® steel.

GALVSPAN® steel is a high strength, continuous-coated galvanised steel product that's been developed for cold forming into a wide range of purlin sizes.

TRUECORE® frames are strong, straight and precise. They won't twist or warp over time.

COLORBOND® is made and tested to meet all Australian standards, ensuring strict adherence to the highest quality grade of finish to your steel. Coated with BlueScope's globally patented industry leading Activate® coating technology, you are guaranteed a shed that will provide you with anti-corrosion performance for a lifetime.

With half of all new Australian homes using COLORBOND® steel in their builds, it's no wonder it is such a sound choice.

Peace of mind

Termite, Borer and Fire Protection

COLORBOND®, ZINCALUME®, GALVSPAN® and TRUECORE® steel are termite and borer proof. On top of that, they are suitable for use in bushfire zones, including Australia's most extreme Bushfire Attack Level – Flame Zones (BAL FZ).

Warranty

All Steeline Sheds are custom designed and are backed by a BlueScope warranty. So it's no wonder so many Australians are opting to use COLORBOND®, ZINCALUME®, GALVSPAN® and TRUECORE® steel for their residential and commercial projects.



Featured colour

For sheds in natural settings, COLORBOND® steel Pale Eucalypt® fits with the natural landscape that surrounds it. The versatile colour can be enhanced with other building materials in warm and neutral tones.

Pale Eucalypt® Classic finish



Expert advice from Steeline experts

To help select a smart colour choice for your space have a chat to our friendly staff who will be happy to assist you.

With a fantastic range of COLORBOND® colours and finishes available, you can be sure you'll find the perfect colour for your needs.

Colorbond® Zincalume® Truecore® Galvaspan®




Your new shed starts with a click

No matter how big or small, Steeline can help you create the shed you've always dreamt of. Simply play around with Steeline's shed builder, then chat with your local Steeline shed expert, who will make sure you have everything you need to create a great shed.

Agricultural and large sheds

There are over 40 Steeline Centres across Australia. The great majority of those operate in regional areas where agriculture plays a vital role for all. As a result, Steeline has decades of experience creating agricultural sheds of all sizes. So if you need a quality shearing shed, machinery shed, hen house or out house, Steeline has got you covered.





steelinesheds.com.au

Colorbond® Zincalume® Truecore® Galvaspan®

Steeline
SHEDS
Building Australia in Steel

Online Shed Builder powered by ACT Building Systems®. COLORBOND®, ZINCALUME®, TRUE CORE®, GALVASPAN®, the BlueScope brand mark and © colour names are registered trade marks of BlueScope Steel Limited.