

Steeline Z Purlins

STRUCTURAL Z
SECTION PURLINS
ST36

Z100



Z150



Z200



Z250



Colorbond® Zinalume®

Steeline Z Purlins are an ideal product that give long spans between portal frames on your commercial building. Z Purlins are available in different sizes and material strengths to match the design computations of your building. Steeline Z Purlins are made from Galvaspan quality steel and is roll formed to length with holes punched to your specification.

Ph. 1300 STEELINE

steeline.com.au



Service over and above

Steeline Z Purlins

STRUCTURAL Z SECTION PURLINS ST36

Application

Steeline Z section purlins are mainly used for commercial applications but are just as cost effective to be used for smaller type garages and carports. The Z sections can also form part of the columns and rafters in these smaller applications made from Galvaspan steel Z section purlins come in different sizes and thicknesses to cater for your needs.

Safe roof purlins spans

The safe spans below are suitable for sheds and class 1 structures with the following assumptions: (Lapped continuous spans of Z Purlin result in increased spanning capability over C section purlins)

Non cyclonic sites only

$C_{pe} = 0.9$ and $C_{pi} = +0.2$

High Pressure Zones KL = 1.5 and 2.0 included

Max roof span allowed - 12M

All Spans to have 1 row of bridging

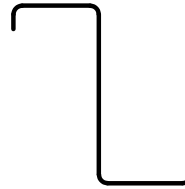
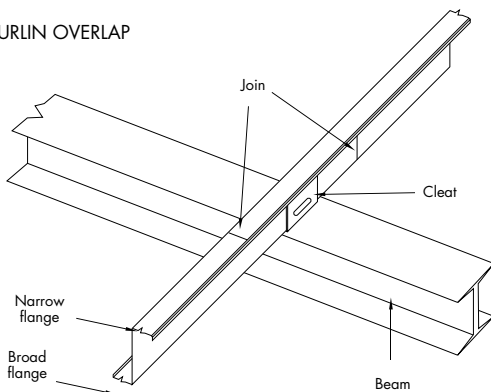
15% Lap must be fitted to all mid supports

Cleated or bracketed fixing Only - No flange bolting


Results are for at least two spans

Full calculation of requirements using Steeline section properties should be carried out for full verification.


Z PURLIN OVERLAP




Z100



C150



C200



C250

Note: For sizes greater than 250mm check with your local member.

SAFE ALLOWABLE ROOF PURLIN SPANS (MM)									
SECTION	WIND SPEED 33M/S			WIND SPEED 41M/S			WIND SPEED 50M/S		
	900	1200	1500	900	1200	1500	900	1200	1500
Z 10010	4000	3500	3000	3250	2850	2450	2650	2400	2000
Z 10012	4500	3900	3500	3650	3150	2850	3000	2600	2300
Z 10015	4800	4350	4000	3900	3550	3250	3200	2900	2650
Z 10019	5200	4700	4350	4250	3800	3550	3450	3100	2900
Z 15012	6300	5500	4800	5100	4450	3900	4200	3650	3200
Z 15015	7200	6500	6000	5850	5300	4900	4800	4300	4000
Z 15019	8750	7300	6600	6800	6000	5350	5800	4850	4400
Z 15024	10300	8700	7600	7200	7100	6200	6800	5800	5050
Z 20015	8900	7600	6600	7200	6200	5350	6000	5050	4400
Z 20019	11500	9800	8600	7800	7800	7000	7650	6500	5700
Z 20024	13500	11500	10200	9000	9000	8300	9000	7600	6800
Z 25019	12600	10800	9500	10000	8800	7700	8400	7200	6300
Z 25024	16000	13700	12000	12000	11000	9800	10600	9100	8000